



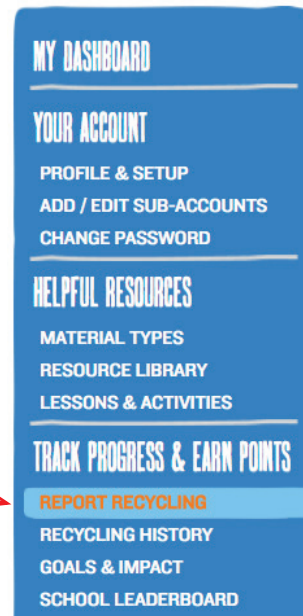
RECYCLE RALLY

HOW TO REPORT RECYCLING TRANSACTIONS IN YOUR RECYCLE RALLY ACCOUNT

1. Log in: Visit PepsiCoRecycling.com/login and log in to your account – use your email address as your username and click forgot password if you are logging in for the first time

2. Once logged in, use the menu bar on the left side of the page and click 'Report Recycling'

Optional Step: If you want to host a contest within your school, you may assign recycling activity to “sub-accounts” by clicking on the pull-down menu and selecting which classroom, department, building, lunch period, etc. to receive the credit for this transaction. Sub-accounts are easy to set up by simply clicking on 'Add / Edit Sub-Accounts' on the menu bar on the left side of the page. Sub-accounts can also report recycling activity on behalf of their group in their own account.



Who are you reporting for? *(optional)*

Add or maintain your sub-accounts

Assign to:

My whole school ▼

If you have any questions or encounter any challenges as you prepare to participate in Recycle Rally this year, please don't hesitate to reach out to support@PepsiCoRecycling.com or call (888)-875-6555 (M-F 8am-5pm CST).



RECYCLE RALLY

HOW TO REPORT RECYCLING TRANSACTIONS IN YOUR RECYCLE RALLY ACCOUNT (cont.)

4. Click on the box(es) that correspond to the types of materials that are in your bin(s) or bag(s)

Which types of materials are in your bins / bags?

Mark all that apply.
Not sure about the materials? [Click here for more information.](#)

Eligible materials



ALUMINUM



PLASTIC #1 - PET/PETE



PLASTIC #2 - HDPE

Select Types of Recyclables

[View the different types of recyclables](#)

Show Percentages

Eligible for Rewards



Aluminum

71%



Plastic (PET/PETE)

29%



Plastic (HDPE)

0%

Save this ratio of recyclables for next time

5. **Optional Step:** If you want to enhance the accuracy of the estimated proportion of materials within your bin(s) or bag(s), then you may adjust the default assumptions by clicking on “Show Percentages” and then clicking on the arrows. Once the mix of materials appears to accurately represent the ratio of materials*, then proceed to the next step.






*Proportion of materials is intended to be an estimate, based on your quick visual assessment of the approximate proportion of space each material is occupying within your bin(s) or bag(s). Our intention is not to require you to separate the materials or weigh them in order to provide exact measurements – only approximations based on your best visual estimate.



RECYCLE RALLY

HOW TO REPORT RECYCLING TRANSACTIONS IN YOUR RECYCLE RALLY ACCOUNT (cont.)

6. Enter the number of bags or bins that you have filled within the row that corresponds to the appropriate size range. You may leave quantities blank for any bin or bag sizes that you are not reporting.

	Small Grocery Bag (3-10 gal.)	<input type="text" value="enter # of bags/bins"/>
	Medium Kitchen Bag (11-18 gal.)	<input type="text" value="enter # of bags/bins"/>
	Large Garbage Bag (19-39 gal.)	<input type="text" value="enter # of bags/bins"/>
	XL Garbage Bag (39-60 gal.)	<input type="text" value="enter # of bags/bins"/>
	Jumbo	<input type="text" value="enter # of bags/bins"/>

7. Review your data and once you are ready, click the green 'Submit Recyclables' button. Your account will be credited with reward points for each of the eligible materials you reported.

<input type="button" value="Clear & Start Over"/>	<input type="button" value="Submit Recyclables"/>
---	---

If you have any questions or encounter any challenges as you prepare to participate in Recycle Rally this year, please don't hesitate to reach out to support@PepsiCoRecycling.com or call (888)-875-6555 (M-F 8am-5pm CST).